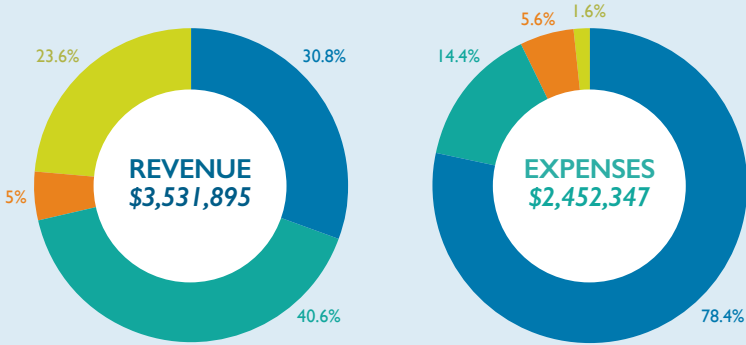




IMPACT REPORT | 2022-2023

HOSPICE REVENUE

| | |
|--|----------------|
| ● COMMUNITY SUPPORT Distribution from Chatham-Kent Hospice Foundation, Grants | \$1,087,411.00 |
| ● GOVERNMENT FUNDING Provincial government funding including annual and one-time funding | \$1,435,243.00 |
| ● OTHER Investments, Amortization | \$175,861.00 |
| ● NET ASSETS END OF 2022 Net Assets, Recoverable Taxes | \$833,380.00 |



HOSPICE EXPENSES

| | |
|---|----------------|
| ● RESIDENT & CLIENT CARE Staff, Medical Supplies, Food & Dietary Supplies, Volunteers | \$1,922,681.00 |
| ● BUILDING & EQUIPMENT Utilities, Technology, Housekeeping, Maintenance, Amortization | \$353,096.00 |
| ● BUSINESS EXPENSES Insurance, Office Equipment, Financial Fees, Memberships & Licenses, Consulting | \$137,259.00 |
| ● EDUCATION & AWARENESS Training & Outreach | \$39,311.00 |

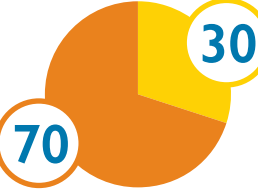
This year's theme for National Volunteer week was "Volunteering weaves us together" and it is a perfect reflection in the efforts of over 180 compassionate Chatham-Kent Hospice volunteers:

- 25 caring people from all over Chatham-Kent joined our volunteer team
- 33 Reception Volunteers played a crucial role in creating a warm and welcoming experience for visitors, making them feel at ease during their time at Hospice
- 28 Kitchen Volunteers went the extra mile to provide homemade meals for residents and offer snacks and hot, fresh soups for families to ensure everyone felt nourished and cared for
- Over 250 hours went to keeping our hospice clean and safe or making Hospice feel like home during the holidays with decoration and floral arrangements!
- Over 1,405 visits were made to residents and families as part of our Direct Support, Pet Visiting, Comfort Care, and Grief and Bereavement programs
- Last but not least all the support from the important gardening, administrative, board and committee volunteers!



In just one 4-hour shift each month, you can make a difference too!

FAMILIES WE HAVE BEEN HONoured TO CARE FOR



70% CANCER & 30% NON-CANCER DIAGNOSIS

AVERAGE LENGTH OF STAY



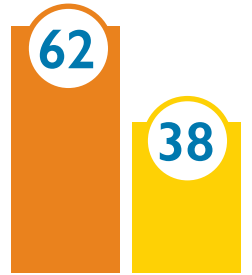
368



INDIVIDUALS SUPPORTED THROUGH INDIVIDUAL, GROUP & FAMILY, GRIEF & BEREAVEMENT CARE

62% RESIDENTS FROM CHATHAM

38% RESIDENTS FROM SURROUNDING COMMUNITIES



18% UP TO AGE 65
82% 65 & OLDER